A black and white photograph of a modern interior space. The background features a wall with a brick pattern. In the center, there is a white bookshelf with several shelves containing books and decorative items. A white cabinet is positioned in front of the bookshelf. In the foreground, two armchairs with patterned cushions are arranged. To the right, there are several potted plants. The overall atmosphere is clean and professional.

We are an independent, partner-centric  
Investment Management firm investing in  
Indian public equities.

# TOPICS

About us	Track record	Summary approach	Right for you?	
Company selection	Approach to valuation	Portfolio construction	Risk Mgmt.	When to sell?
Fees and other expenses	Appendix			

# OUR CONTEXT: WHO, WHAT, WHY AND HOW

About us

- Boutique firm, ~1800 Cr AUM, ~250 families
- Private, independent ownership (Manish Gupta and close friends)
- Team incentivized as owners - 25% of PBT shared with team

Desired outcome

- 15% post fee returns, for long periods of time. Under assumption of 11% nominal GDP growth
- Never risk ruin despite promise of very high upside

Deliberate calm

- A calm mind can see things with more clarity. Fewer errors.
- Opportunism (targeting short term gains) sows the seed of long-term underperformance.
- Focus on what we can control. Even if we know events with perfect certainty, we cannot predict how stock prices will react.
- Avoid entrepreneurs who do not inspire trust
- Trust “good process” to work long term if the thesis is intact.
- Accept draw-downs with equanimity.
- Work with partners who are aligned with above

# OUR APPROACH REFLECTS OUR WHY

Style

Well run  
cos at a fair  
price



Ok cos at a  
very cheap  
price

Style

Resilience



Speed

Time  
horizons

Decadal

Rolling 5 years

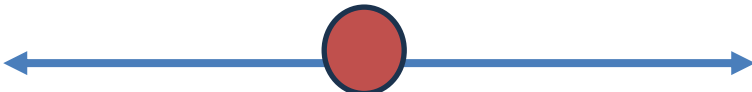


Beat the  
Index every  
year

Portfolio  
volatility

Large cap  
heavy

Multi Cap



Micro cap  
heavy

# WE ARE NOT RIGHT FOR EVERYONE

Please consider us only if you are willing to give us a minimum 5-year time horizon.

Definition of success: 1.5% Alpha over BSE 500 TRI over 5 years. We expect to lag markets in a raging bull market.

Embracing some illiquidity will be key to Alpha Generation and could cause volatility. If you choose to withdraw prematurely, exit may be at discounted prices.

Minimum 2.5 Cr investment size per family.

A PMS has “time value of money” tax disadvantages over a MF. It has advantages of smaller size, customization, less stress during times of market turmoil.

**We are right for you if you are looking for consistent, stable returns over long periods of time and can be patient.**

# OUR PROMISE TO PARTNERS

Prudent risk taking + Ruthless long-term thinking.

Controlled pace of Solidarity growth to not lose focus on existing clients and start deploying capital at any price.

100% CIO skin in the game – complete alignment of positions

Customized portfolios for prices at time we accept capital.

Transparency

- Detailed Q Letters
- Blogs on relevant topics
- Quarterly review calls (group)

# WE HAVE TWO SCHEMES WITH SAME STRATEGY THAT DIFFER ON LIQUIDITY AND CONCENTRATION RISK

Market Cap (In crs)	Prudence (as of today)	Market Cap (In crs)	Emerging Leaders (new launch)
>100000	42%	>100000	
25000-100000	12%	25000-100000	
10000-25000	9%	10000-25000	
5000-10000	12%	5000-10000	20%
2500-5000	7%	2500-5000	80%
<2500	17%	<2500	
	100%		100%

Only for existing partners (closed at present for new inflows)

# PERFORMANCE HISTORY

Aggregate across all partner accounts					
Performance (in TWRR)	1 Year	2 Year	3 Year	5 Year	Since Inception^
SOLIDARITY- PRUDENCE	22.81%	8.90%	12.37%	21.32%	17.99%
BSE500TRI	39.47%	19.79%	19.46%	18.99%	16.79%

Data as of 29 Feb 2024  
 ^ From 11 MAY 2016 -Start date of scheme  
 Solidarity performance is net of all fees & expenses  
 Performance data provided in the above table is not verified by SEBI

Aggregate across all partner accounts					
Performance (in TWRR)	1 Year	2 Year	3 Year	5 Year	Since Inception^
SOLIDARITY- EMERGING LEADERS	0.0%	0.0%	0.0%	0.0%	14.39%
BSE500TRI	0.0%	0.0%	0.0%	0.0%	35.26%

Data as of 29 Feb 2024  
 ^ From 26 APR 2023 -Start date of scheme  
 Solidarity performance is net of all fees & expenses  
 Performance data provided in the above table is not verified by SEBI



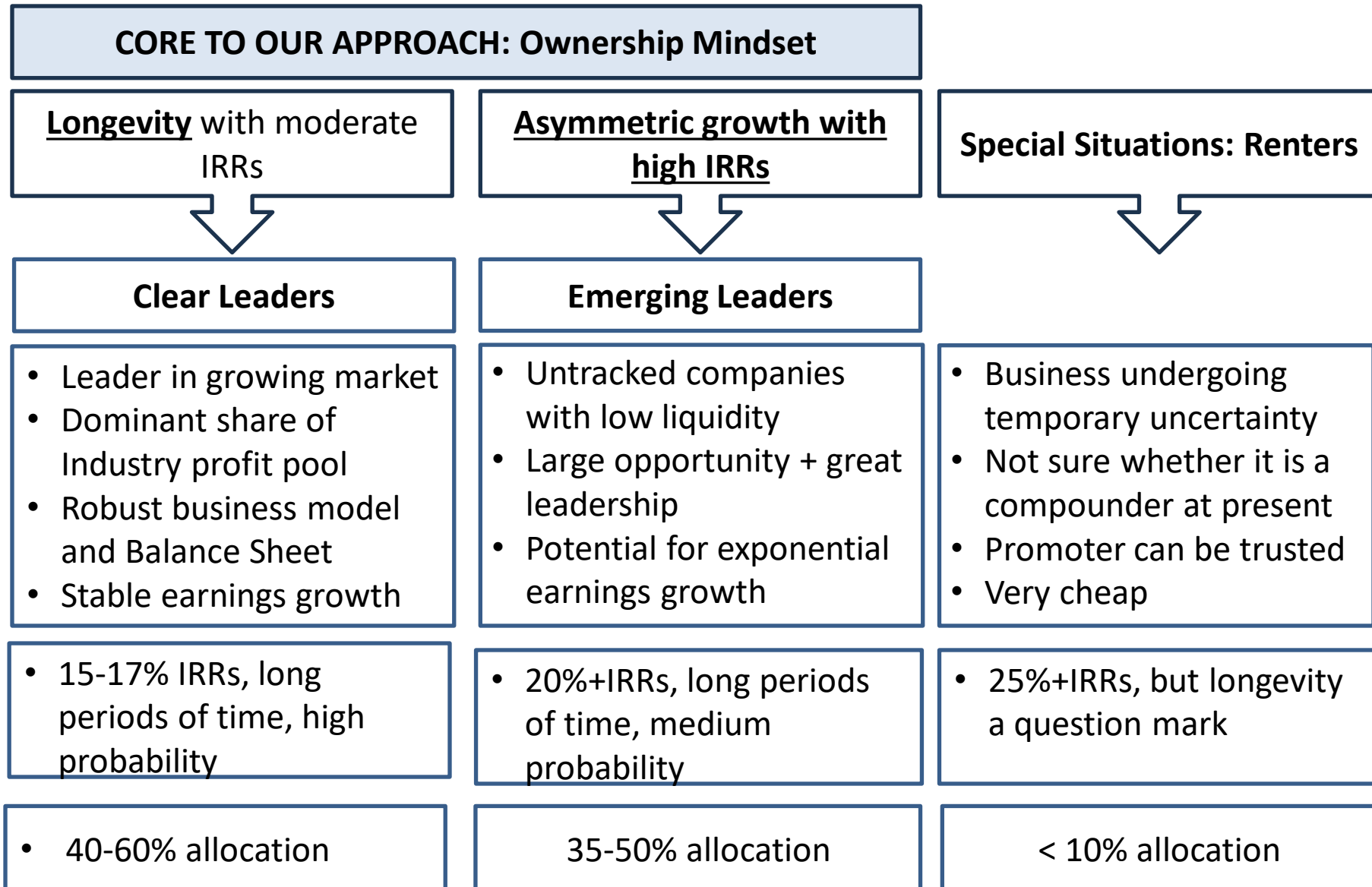
# OUR TEAM

Member	Title	CV	Investing experience	Time with Solidarity
Manish Gupta	Founder and CIO	MBA IIM Ahmedabad BCG (7 years) Rakesh Jhunjhunwala (8 years)	15+ years	9+ years
Manjeet Buaria	Partner	CA, CFA	10+ years	8+ years
Anirudh Shetty	Sr Principal	CA, CFA	6+ years	6+ years
Naarah Pereira	Partner and Head of Operations	BBA, MCOM	NA	8+ years
Aman Thadani	Analyst	CFA	4+ years	>1.5 years
Pratik Jain	Analyst	MBA	NA	>1 year
Dinesh Gianchandani	Manager - Operations	CA	NA	>1 year
Prachi Sawant	Office Manager	PGDFM, BCOM	NA	>3 years

# TOPICS

About us	Track record	Summary approach	Right for you?	
Company selection	Approach to valuation	Portfolio construction	Risk Mgmt.	When to sell?
Fees and other expenses	Appendix			

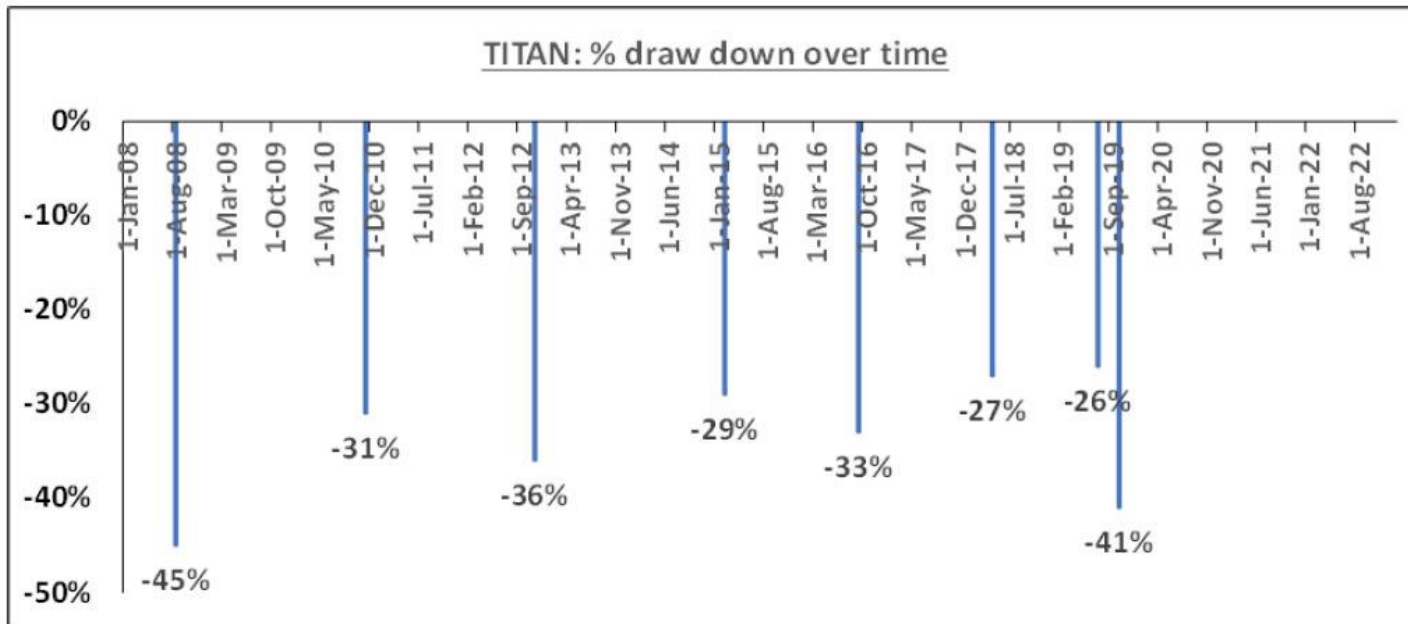
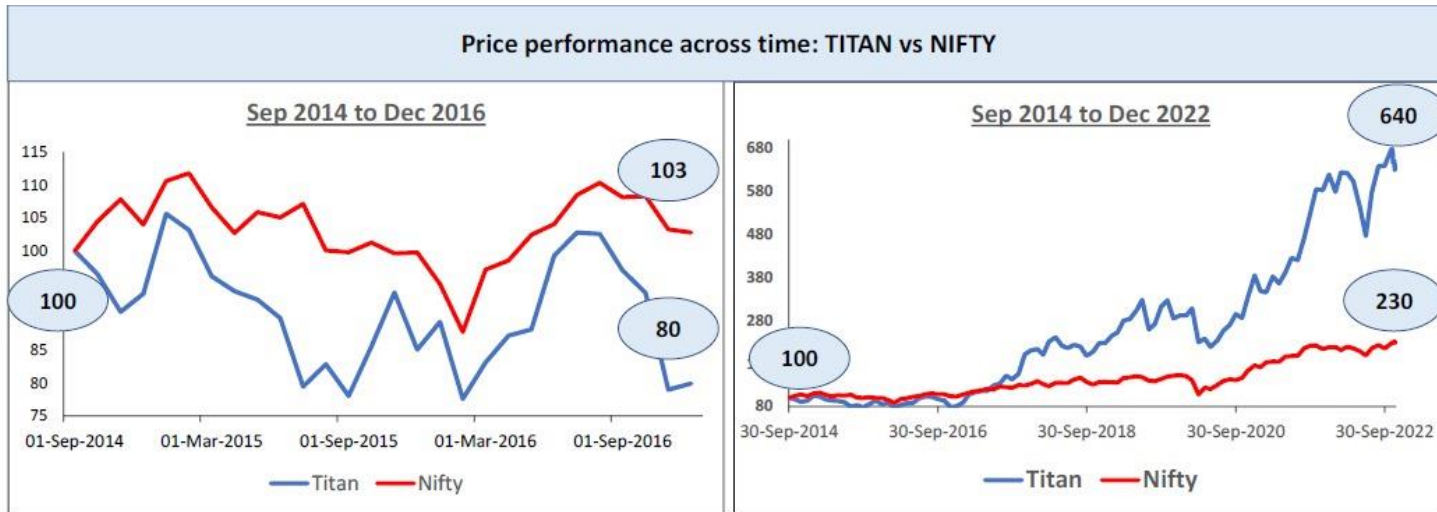
# LONGEVITY + ASSYMETRIC PAY-OFFS + PATIENCE (2)



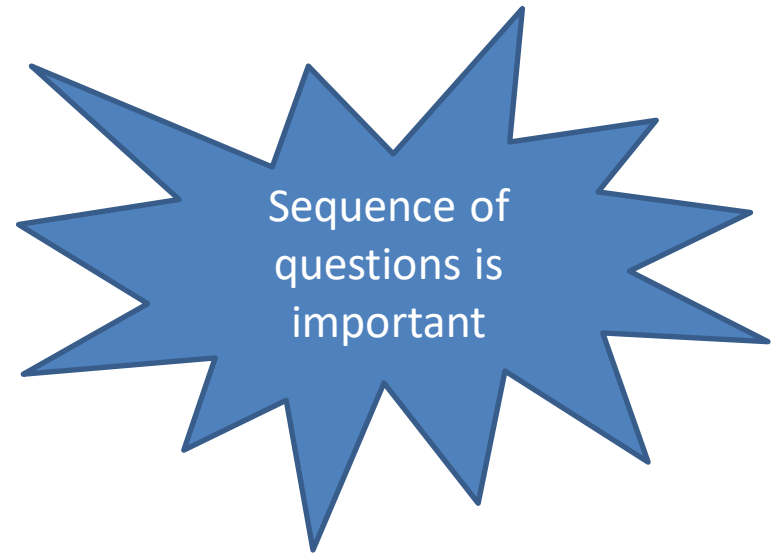
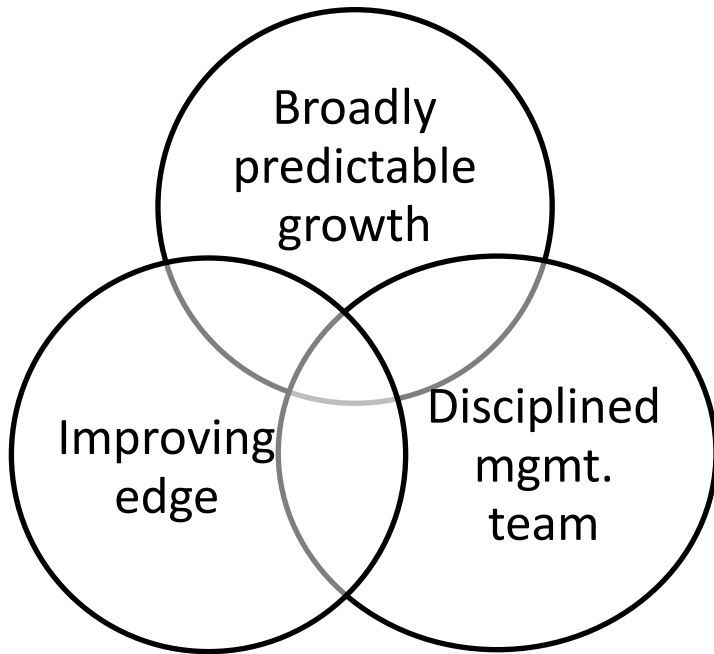
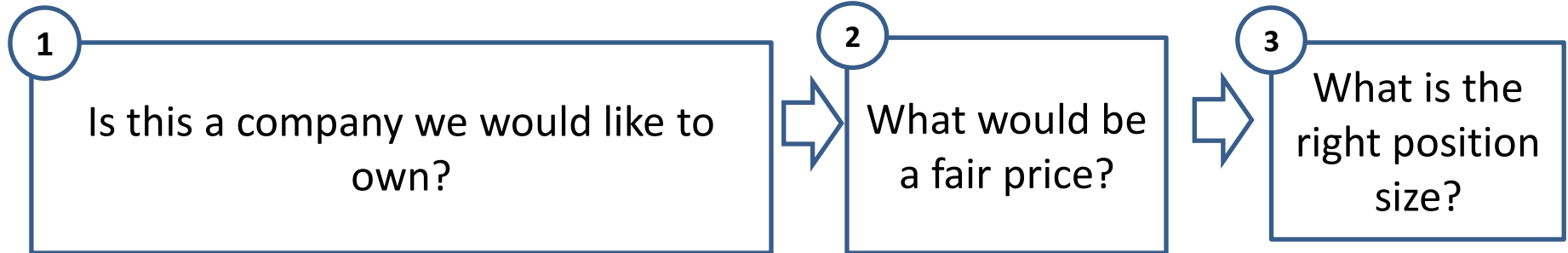
# LONGEVITY + ASSYMETRIC PAY-OFFS + PATIENCE (3)

Scenario A				Scenario B			
Position	Initial Capital	IRR	Closing Capital	Position	Initial Capital	IRR	Closing Capital
1	100	11%	284	1	100	-2%	82
2	100	11%	284	2	100	-2%	82
3	100	11%	284	3	100	11%	284
4	100	11%	284	4	100	11%	284
5	100	11%	284	5	100	11%	284
6	100	11%	284	6	100	15%	405
7	100	11%	284	7	100	15%	405
8	100	11%	284	8	100	15%	405
9	100	15%	405	9	100	30%	1379
10	100	30%	1379	10	100	30%	1379
			1000				4986
Compounding Time period (yrs) 10				Compounding Time period (yrs) 10			
XIRR			15.0%	XIRR			17.4%
Market			11.0%	Market			11.0%
Alpha			4.0%	Alpha			6.4%

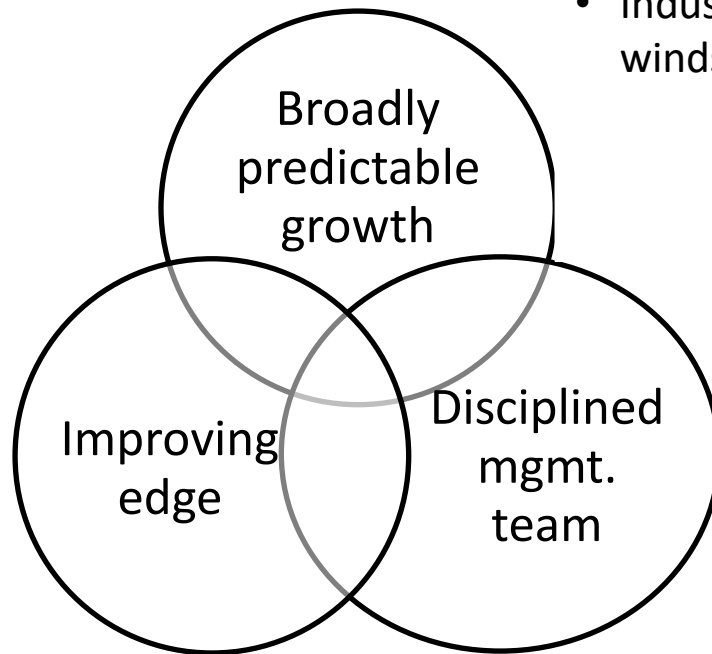
# LONGEVITY + ASSYMETRIC PAY-OFFS + PATIENCE (4)



# OUR PROCESS (1)



# IS THIS A COMPANY WE WOULD LIKE TO OWN WITH OWNERSHIP MINDSET?



- Favourable industry structure
- Sector/niche Leadership
- Edge/competitive differentiation
- Ability to re-invest for growth (ROE > 15%)

- Large addressable opportunity
- Industry with structural tail winds of growth

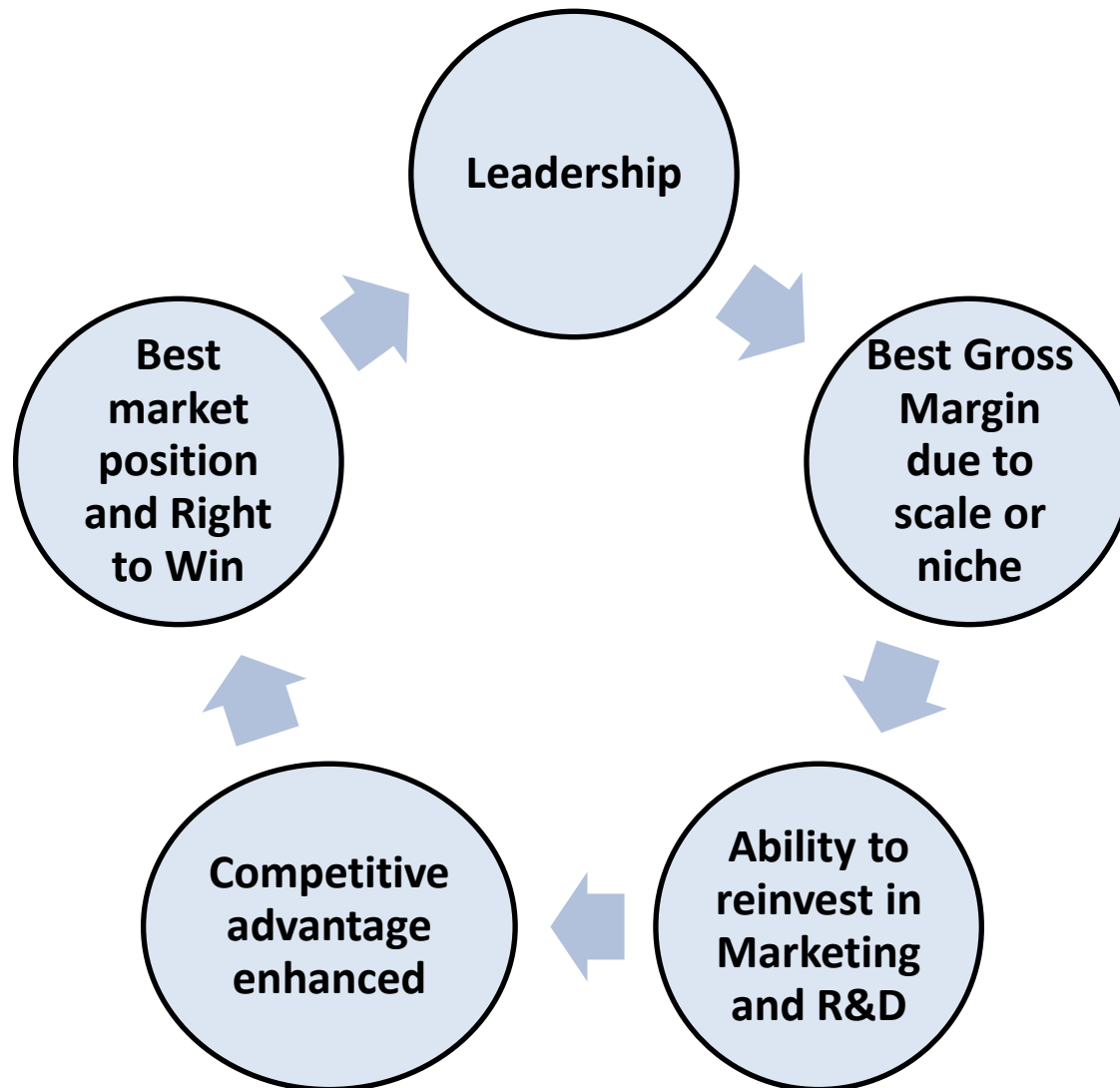
- Vision backed with granularity in thinking and “feet on the ground”
- Team depth beyond promoter
- Focus on few business lines
- Disciplined on Capital Allocation
- Prudent use of leverage

# COMPOUNDING REQUIRES A LARGE AND GROWING OPPORTUNITY

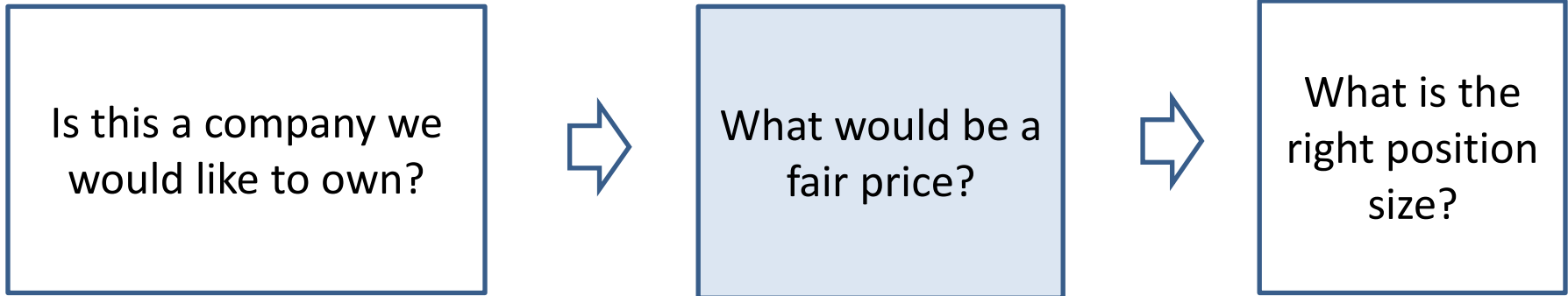
	<b>Secular Themes of interest to us</b>
1	Opportunity to gain market share in global supply chains: Manufacturing/Services
2	Pvt Sector Banks who will gain market share
3	Life Insurance: trusted brands, strong distribution
4	General Insurance with preference for adoption of Health Insurance
5	Digital Business Models and enablers of Digital
6	Mitigation of inequality
7	Discretionary consumption – “Affordable luxury”
8	Financialisation of Savings
9	Formalization of the economy
10	Thrust on Clean Energy



# LEADERSHIP OFTEN LEADS TO A VIRTUOUS CYCLE THAT RESULTS IN A SUSTAINABLE EDGE



## OUR PROCESS (2)

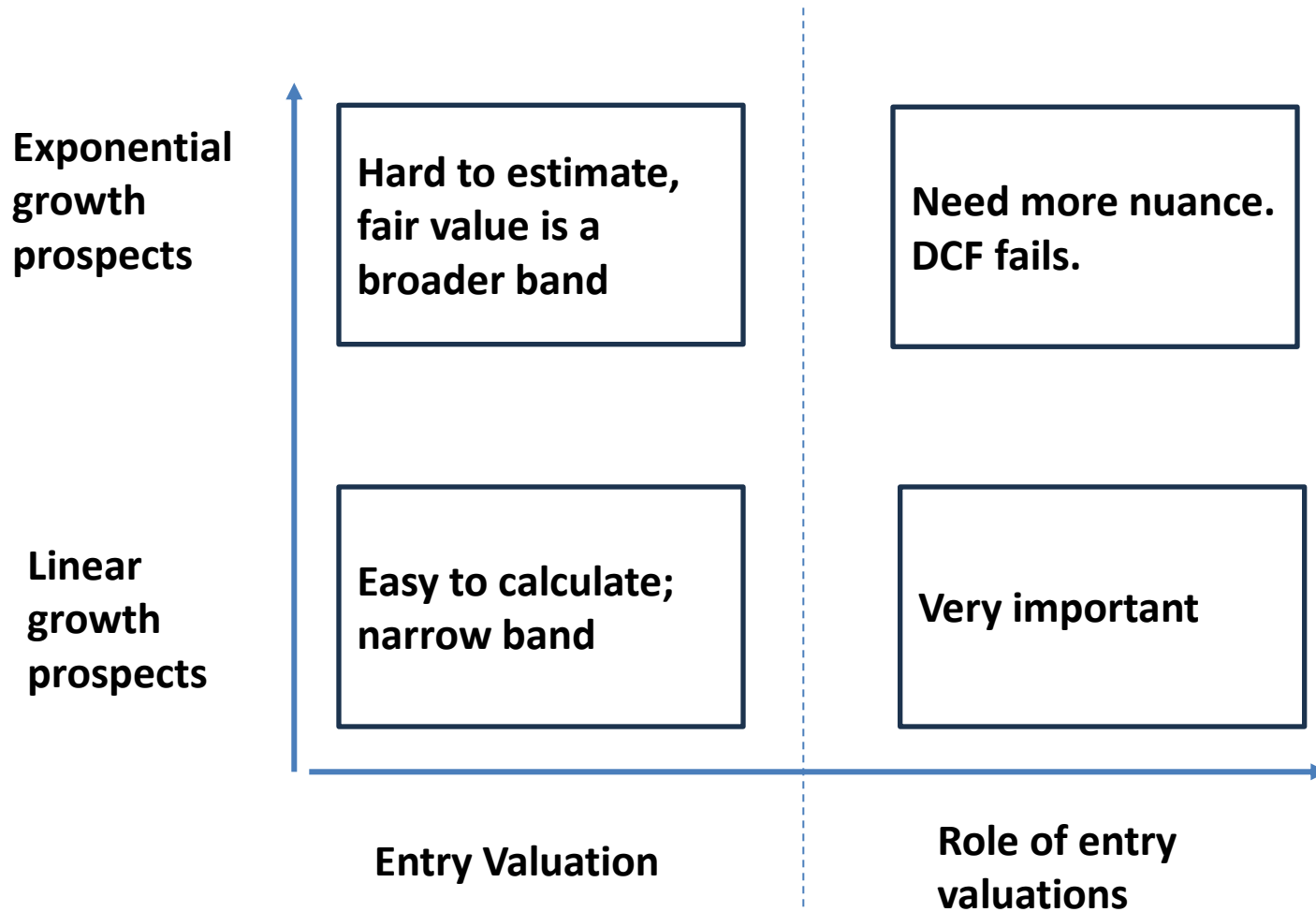


Valuation is both art and science. We believe in being broadly correct, rather than aim for precision

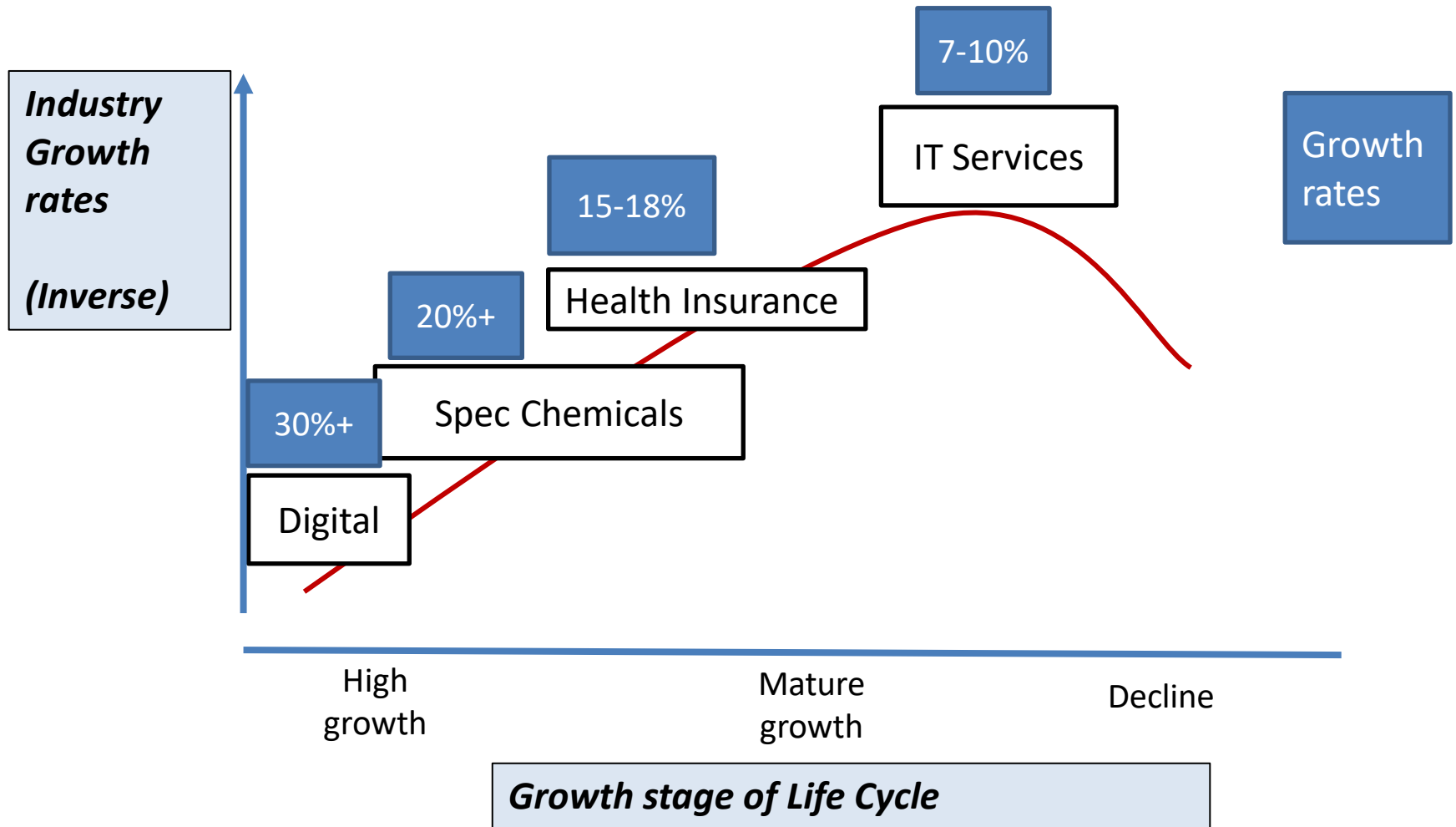
### Tools used

- Qualitative: where are in the growth life cycle, Optionality/longevity in business model, behavioural cycle?
- Quantitative: DCF– Cost of Capital, Growth, ROE, longevity
- Wisdom of crowds

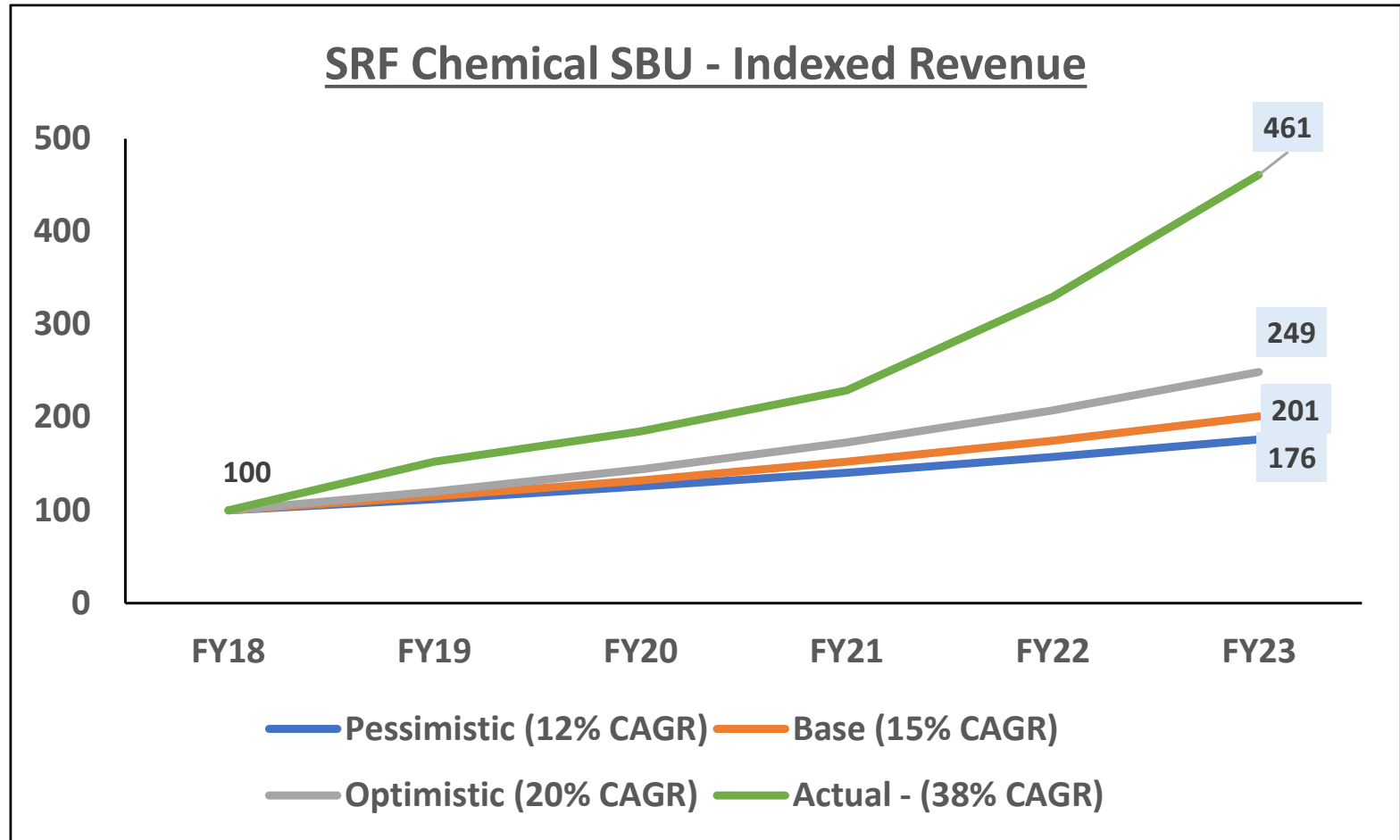
# FAIR VALUE IS VERY CONTEXTUAL



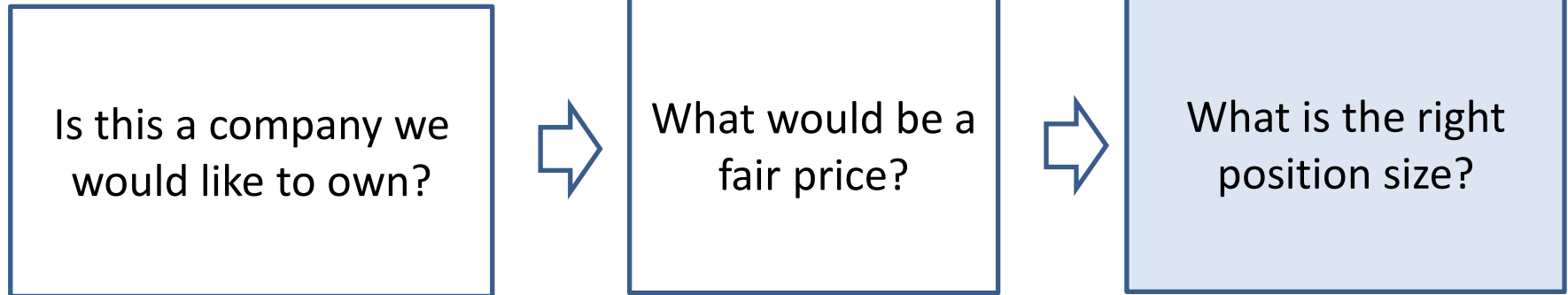
# VALUATIONS VERY SENSITIVE TO WHERE IS THE SECTOR IN THE GROWTH LIFE CYCLE?



# EXPONENTIAL GROWTH PROSPECTS NEED MORE LEE WAY IN VALUATION BANDS

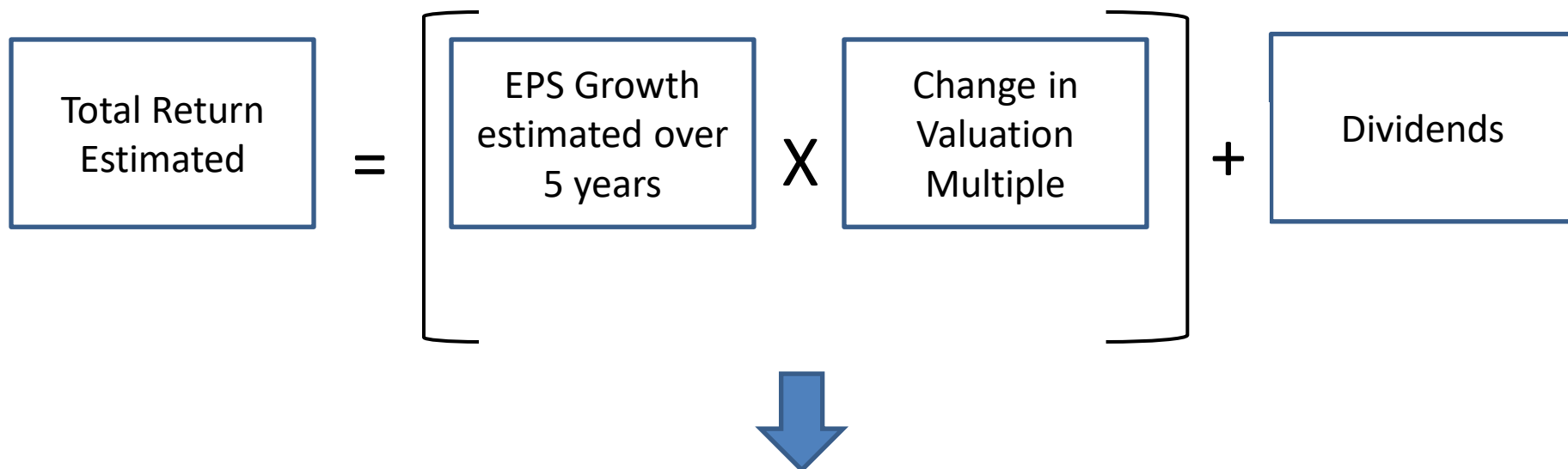


## OUR PROCESS (3)



- What bucket?
  - Clear Leader
  - Emerging Leader
  - Special Situations
- Liquidity
- Initial position size
- When to add

# PORTFOLIO CONSTRUCTION: EXECUTING THE IDEA



Can we see, with reasonable confidence, a path to our desired return over 5 years ?

What is the variance perception we have over the market? What do we see that the market does not? What are we willing to do that the market is not?

# POSITION SIZING: WHERE IS THE COMPANY ON ITS EVOLUTION ?

Exponential growth/Kicker

Longevity/Stability

	Phase 1	Phase 2	Phase 3	Phase 4
Clear Leaders:				
Emerging Leaders:				
Special Situations				
Stage of company evolution	Distressed valuations However, no clear edge	Deepening foundations Widening the moat	De-risked business model Depth in leadership Resilience	Flywheel starts spinning.
Position sizing	<10%	15-20%	40-50%	35-40%
Good liquidity	5%	5%	6-8%	10-12%
Poor liquidity	3%	3%	4-5%	8%



# RISK MANAGEMENT

## Buying Right

- Don't invest in what we don't understand
- Avoid complexity and poor governance
- Use check lists
- Position sizing - Increase size of bet with conviction and liquidity

## Constant Vigil

- Track progress of Financial and Operating variables
- Track capital allocation decisions of surplus cash flow
- Track valuations

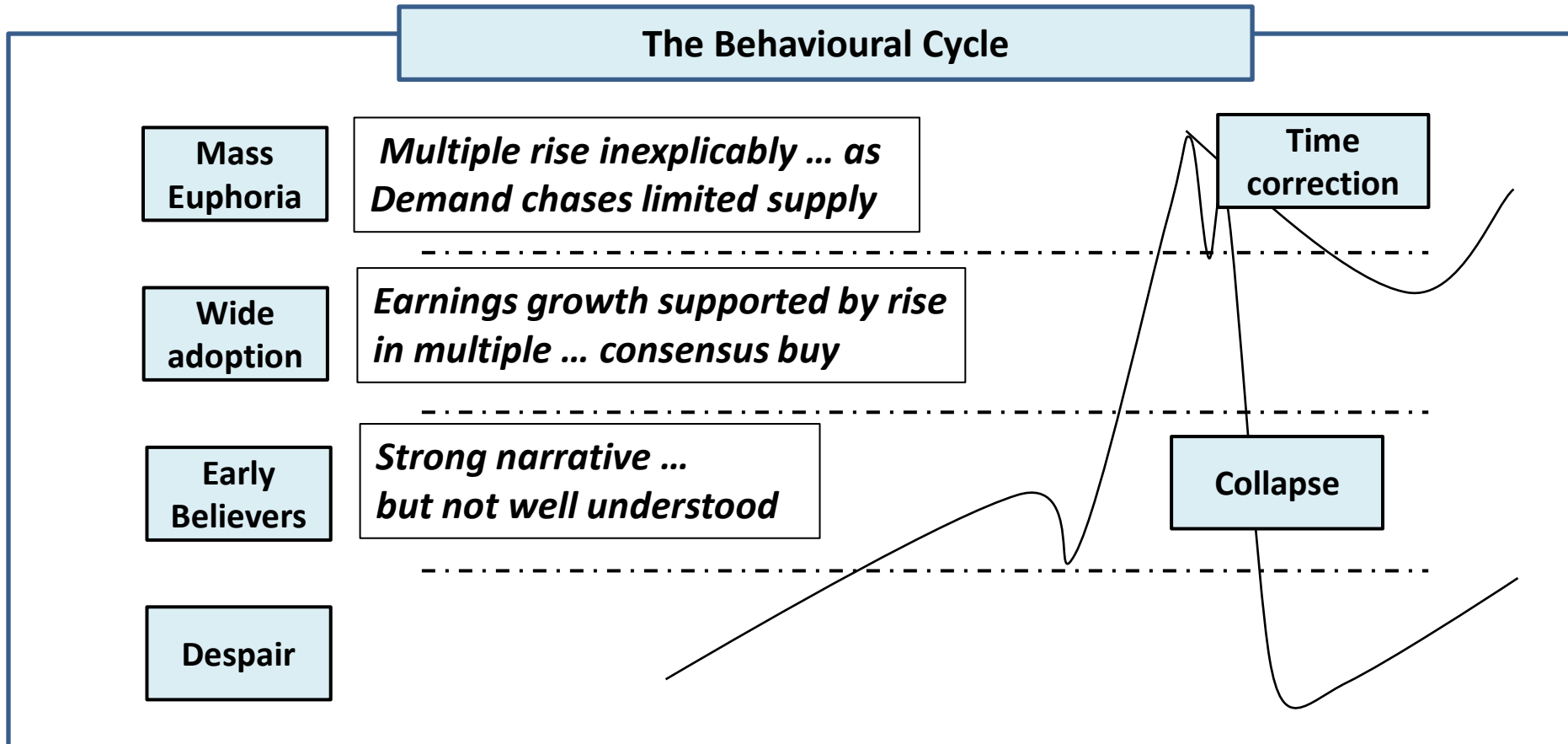
## Selling Right

- When facts change that requires us to change our views
- When we encounter evidence that our analysis is wrong
- Exit/trim during euphoria – Bull case IRR falls below NIFTY returns estimate
- Ability to re-allocate capital to a significantly better opportunity

# RISK MANAGEMENT: INVESTMENT CHECK LIST

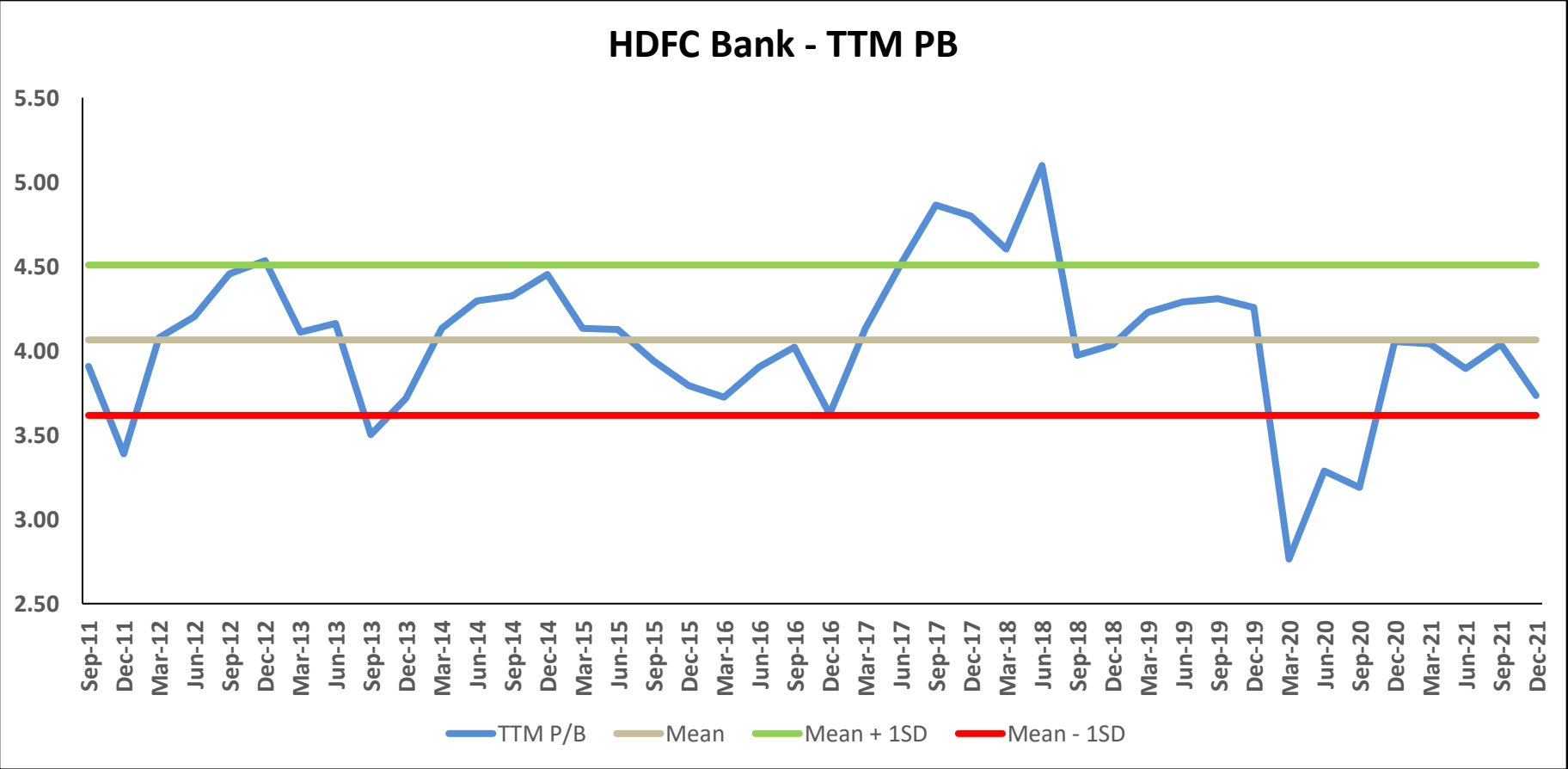
<b>GROWTH</b>	<ul style="list-style-type: none"> <li>• Large and growing opportunity + Benefitting from secular tailwinds</li> <li>• No threat from disruption</li> </ul>		
<b>EDGE</b>	<ul style="list-style-type: none"> <li>• Favourable industry structure and eco system</li> <li>• Right to win. Leadership or domination of a niche. Relative market share</li> <li>• Scarcity, permanence, dependability</li> <li>• Reflected in high ROCE</li> <li>• High OCF generation – Capital light or can self finance growth</li> </ul>		
<b>MANAGEMENT</b>	<ul style="list-style-type: none"> <li>• Long term orientation on a focused business definition</li> <li>• Capital allocation discipline. Balance sheet discipline</li> <li>• Past governance record + Direction of travel</li> </ul>		
<b>VALUATION</b>	<ul style="list-style-type: none"> <li>• Growth + Exit multiple = targeted IRRs. Time to close gap</li> <li>• Longevity of growth; durability of franchise, predictability of growth</li> </ul>		
<b>RISK MGMT.</b>	<ul style="list-style-type: none"> <li>• Understand sources of fragility</li> <li>• Invest in what we understand + Position sizing</li> </ul>		
<b>EXIT STRATEGY</b>	<ul style="list-style-type: none"> <li>• Hold through corrections, Exit during euphoria</li> </ul>		
Desk research	Field visits	Mentorship from domain experts	Management meetings

# ENTRY AND EXIT DECISIONS MUST LOOK AT WHERE COMPANIES ARE IN THE BEHAVIOURAL CYCLE



**A disciplined approach could underperform in short term if one does not participate in euphoria**

# MEAN REVERSION OF VALUATION MULTIPLES A REALITY



# RISK MANAGEMENT: ONE SHOULD EXIT ON VALUATION EXCESSES



# TOPICS

About us	Track record	Summary approach	Right for you?	
Company selection	Approach to valuation	Portfolio construction	Risk Mgmt.	When to sell?
Fees and other expenses	Appendix			

## FEE OPTIONS- PRUDENCE SCHEME

Principal infused		2.5 to 5 Cr	5 to 10 Cr	10 to 25 Cr	25 to 50 Cr
Fixed	On NAV	2%	1.75%	1.5%	1.25%
Semi Variable (profit share drawn after 3 yrs.)	Fixed fee on NAV	1%	1%	1%	1%
	Hurdle rate pre tax	12%	12%	12%	12%
	Profit share above hurdle rate	20%	17.5%	15%	12%
Variable (profit share drawn after 3 yrs.)	Fixed fee	0%	0%	0%	0%
	Hurdle rate pre-tax	8%	8%	8%	8%
	Profit share above hurdle rate	20%	20%	20%	17%
Brokerage/GST at actuals. Additional 2bps for Custody & Fund accounting					

## FEE OPTION- EMERGING LEADERS SCHEME

Principal infused		2 Cr & above
Semi Variable (profit share drawn after 3 yrs)	Fixed fee on NAV	1%
	Hurdle rate pre tax	12.5%
	Profit share above hurdle rate	20%
Brokerage/GST at actuals. Additional 2bps for Custody & Fund accounting		



# DISCLAIMER

- The purpose of this presentation is to provide general information of a product structure to prospective investors in a manner to assist them in understanding the product. The Presentation is purely for information purposes and should not be construed to be investment recommendation/advice or an offer or solicitation of an offer to buy/sell any securities or to subscribe to any investment approach of Solidarity.
- This Presentation is for the personal information of the authorized recipient(s) and is not for public distribution and should not be reproduced or redistributed to any other person or in any form without prior permission of Solidarity.
- Solidarity or any of its connected persons including its partners or employees shall not be in any way responsible for any loss or damage, direct or indirect, that may arise to any person from any inadvertent error in the information contained, views and opinions (if any) expressed in this Presentation.
- While reasonable efforts have been made to present reliable data in the Presentation, however Solidarity does not guarantee the accuracy or completeness of the data in the Presentation. Market and economic conditions referred to herein are based on present trends and demands known to Solidarity and relied upon (without independent verification) to be accurate and complete as published by third party sources. Such conditions may not take into consideration market fluctuations and uncertainties, which may affect the overall economic outlook and/or the performance of the Fund.
- This presentation contains (or may contain) forward-looking statements, including estimates and projections of returns or performance. All such forward-looking statements are based upon certain assumptions that may change, are not guarantees of future performance and do not cater for underlying risks and uncertainties. Actual events are difficult to project and often depend upon factors that are beyond the control of the management and its affiliates. There can be no assurance that the projected results will be obtained, and actual results may vary significantly from the projections. General economic conditions, which are unpredictable, can have a material adverse impact on the reliability of projections.
- The returns displayed in the Presentation have not been approved by SEBI.
- Past performance should not be taken as an indication or guarantee of future performance, and no representation or warranty, express or implied, is made regarding future performance. Information, opinions and estimates contained in this Presentation reflect a judgment of its original date of publication by Solidarity and are subject to change without notice.
- This presentation is qualified in its entirety by the Disclosure Document/Client Agreement and other related documents, copies of which will be provided to prospective investors. All prospective investors must read the detailed Disclosure Document/Client Agreement including the Risk Factors and consult their tax advisors, before making any investment decision/contribution to be managed under the Portfolio Management Services offered by Solidarity.
- This Presentation is not directed or intended for distribution to, or use by, any person or entity who is a citizen or resident of or located in any locality, state, country or other jurisdiction, where such distribution, publication, availability or use would be contrary to local law, regulation or which would subject Solidarity to any registration or licensing requirements within such jurisdiction. The product described herein may or may not be eligible for sale in all jurisdictions or to certain category of investors. Persons in whose possession this Presentation may come are required to inform themselves of and to observe such restrictions.

# CONTACT

**Manish Gupta**

Chief Investment Officer

M: +91 9819517614

[mg@solidarity.in](mailto:mg@solidarity.in)

**Manjeet Buaria**

Partner

M: +91 9833014949

[mb@solidarity.in](mailto:mb@solidarity.in)

**Anirudh Shetty**

Senior Principal

M: +91 9930003966

[as@solidarity.in](mailto:as@solidarity.in)

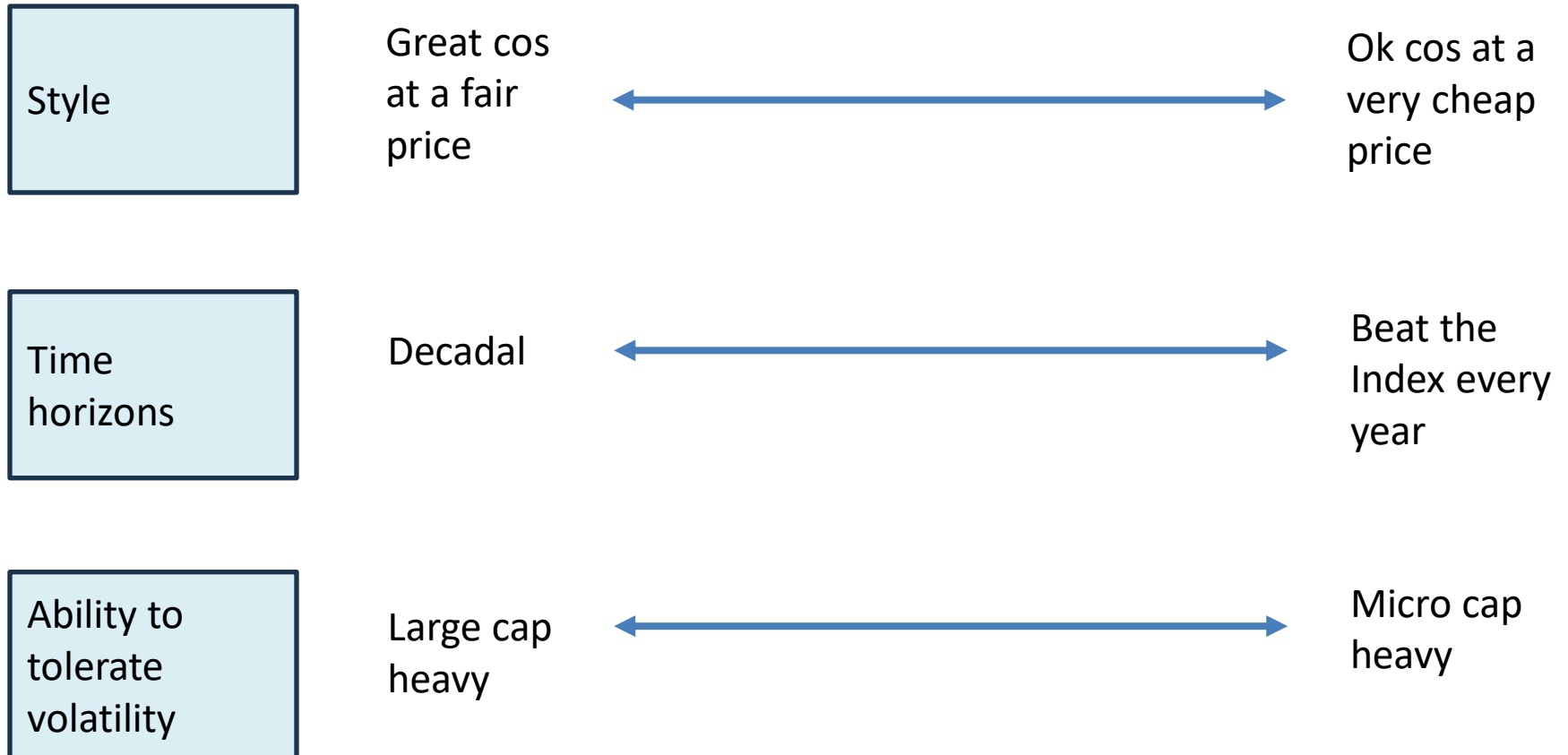
**Naarah Pereira**

Partner & Head of Operations

M: +91 9920890191

[np@solidarity.in](mailto:np@solidarity.in)

# THERE IS NO ONE RIGHT WAY TO INVEST



# LONGEVITY + ASSYMETRIC PAY-OFFS + PATIENCE (1)

Strategic and core to what we do (>90% of the portfolio). Ownership mindset.

- **Longevity**. High probability but moderate IRR prospects, for long periods of time.
- **Asymmetric Growth**. Very high IRR prospects, lower probability than above.

Opportunistic. When opportunities above are not available at a reasonable price. Renting mindset.

- **Cigar Butts/Renters**. High IRR possibilities but only for low duration

# SOLIDARITY: GROWTH SINCE INCEPTION

